





27/11/24

PROFORMA
RECOMMENDATION FOR BEYOND ECONOMIC REPAIR (RBER)
BIOMEDICAL EQUIPMENT MAINTENANCE PROGRAM (BEMP)

Name of Hospital: PHC KANCHIYAR	Name of District: IDUKKI
Name of Equipment: Weighing Machine	Equipment ID & Barcode: ID: 148076 Barcode: 0640752
Make: Hoffen	Model: Na
Serial Number: Na	Warranty details: No Warranty
Date of purchase/ Year of manufacture/ Installation Date: 4/1/2018	Present status of the equipment: Fully damaged
Date of breakdown: 21-11-2024 (toll-free) (Date of registration of complaint through email/ Toll free)	*AMC/ CAMC Period agreed at the time of purchase: No CAMC/AMC
Action taken: Check and find that the mainboard and sensor are defective. Need to be replace this spares for further checking and working condition of the equipment.	
Recommendations for repair (required service details) Not recommended for repair	
Cost of spares (specify parts and cost): Na	
# Percentage value of the cost of spares with respect to Cost of Purchase/ Asset Value: Na	Asset Value: 850/-
Abstract of Service Report provided by the OEM/ Authorized Service Provider/ CYRIX (Attached or Not) The Cyrix service report is attached	
Reasons for recommending the equipment as BER: Check and find that the mainboard and sensor are defective. The equipment was installed on 4/01/2018 and covered up to 6 + years. The quotation was not submitted since spares are not available on the market. So, recommending for RBER	
Jith Abraham  28/11/24 Name & Signature of CYRIX Authority with date	
Remarks of Junior Consultant (Biomedical) NHM: * spare quotation not attached * installation date and % of spare cost agree with RBER criteria. 	
Recommended for BER (Yes/ No): yes.	Consultant Biomedical Engineer National Health Mission Arogyakeralam Idukki-685603 Signature of JC BM (NHM)
Date: 29/11/24	
Date: Officer (i/c)	Signature of Superintendent / Medical



for 
Mr. John Louis

MEDICAL OFFICER IN CHARGE
FAMILY HEALTH CENTRE
KANCHIYAR 685 611
IDUKKI DIST



BIOMEDICAL EQUIPMENT MAINTENANCE PROGRAMME UNDER NATIONAL HEALTH MISSION



SERVICE PROVIDER
Tender No. WO-37/2021-2022/698

No : 132166

CYRIX[®]

HEALTH CARE PVT LTD

ISO 13485 : 2012 & ISO 9001-2008 CERTIFIED COMPANY | AERB Approved Service Agency

Service Report

30/64 1 B, Petta Junction, Poonithura, Kochi- 682 038, Kerala
Ph : 98472 99500 Website : www.cyrix.com | Email : bemp.kl@cyrix.in

Health Facility..... <u>PHC</u>	Call Registration Date : <u>21/11/24</u>
Address..... <u>Kanchiyar</u>	Caller ID : <u>1128076</u>
..... <u>Delukki, Kerala</u>	Date of Visit : <u>22/11/24</u>
Ph :	Asset No : <u>0640752</u>
	EQPT Name : <u>weighing machine</u>
	Manufacture... <u>Nil</u> Model : <u>nil</u>
	S. No... <u>nil</u> Dept... <u>pp ward</u>

Service Classification : Breakdown call PMS Calibration Cust. Training

Problem Identified : NOT working

Action Taken : check the machine found that sensors and main board are defective need to replace this sensors for further checking and working condition of the equipment.

Completed Date : 22/11/24 Time : 2:00 Spare Required

Spare Replaced Requested

Description	Qty.	Part Number	PR Number
1. <u>NA</u>		<u>NA</u>	<u>NA</u>
2.			
3.			

Cyrux Engineer	Date	Start Time	End Time
<u>Devakanth</u>	<u>22/11/24</u>	<u>1:00</u>	<u>2:00</u>

Customer Remark Completed Pending

Service Engineer Name : Devakanth

Signature: [Signature]

Date: 22/11/24

Contact Number: 8648229091



Customer Name : PHC Kanchiyar

Signature: [Signature]

Date: 22/11/24

Contact Number: 9447309811

Designation : Ny. Officer

MEDICAL OFFICER IN CHARGE
FAMILY HEALTH CENTRE
KANCHIYAR - 685 511

[Signature]
Sonia George
22/11/24
9447309811
Ny. Officer

CYRIX HEALTH CARE P.V.
 BEMP SERVICE PROVIJ
 PREVENTIVE MAINTENANCE SERVICE
 PMS DONE ON 11/7/25
 NEXT PMS DUE 10/1/26
 PERFORMED BY


CYRIX
 Medical Equipment Maintenance
 PREVENTIVE MAINTENANCE SERVICE
 TOLL FREE NO: 1(800)-423-7600
 644 CODE: (800)-890(15225)
 0640752

10/1/25



Weighing Instructions for use
 Please read the below instructions and User Manual for proper use and care of your scale.
Calibrating your scale before use
 For installing the bottom in the screen or raising the scale, please calibrate your scale.
 1) Press the button on the screen to initialize and step off. The scale will calibrate now and will show 0.00. Please step on again for the normal weighing. Now the weight will be locked and it will show three times.
 2) Please step on the first reading is Calibration reading and it is to be discarded.
Operating your scale
 1) Select the kilogram (kg) or pound (lb) unit on the back of the scale.
 2) Place the scale on the platform and make sure the scale is level.
 3) Step on the platform and the weight will appear.
 4) The scale will automatically shut off.
Recommendation
 Weigh yourself during the same time of the day preferable early morning on empty stomach to get accurate results.
Error Codes
 1) LO - when the LCD indicate "LO" Please check the battery.
 2) ERR - Maximum capacity exceeded, when the scale is overloaded.
 3) The scale will automatically shut off.
 4) The scale will automatically shut off.
 5) The scale will automatically shut off.
 6) The scale will automatically shut off.
 7) The scale will automatically shut off.
 8) The scale will automatically shut off.
 9) The scale will automatically shut off.
 10) The scale will automatically shut off.
 11) The scale will automatically shut off.
 12) The scale will automatically shut off.
 13) The scale will automatically shut off.
 14) The scale will automatically shut off.
 15) The scale will automatically shut off.
 16) The scale will automatically shut off.
 17) The scale will automatically shut off.
 18) The scale will automatically shut off.
 19) The scale will automatically shut off.
 20) The scale will automatically shut off.
 21) The scale will automatically shut off.
 22) The scale will automatically shut off.
 23) The scale will automatically shut off.
 24) The scale will automatically shut off.
 25) The scale will automatically shut off.
 26) The scale will automatically shut off.
 27) The scale will automatically shut off.
 28) The scale will automatically shut off.
 29) The scale will automatically shut off.
 30) The scale will automatically shut off.
 31) The scale will automatically shut off.
 32) The scale will automatically shut off.
 33) The scale will automatically shut off.
 34) The scale will automatically shut off.
 35) The scale will automatically shut off.
 36) The scale will automatically shut off.
 37) The scale will automatically shut off.
 38) The scale will automatically shut off.
 39) The scale will automatically shut off.
 40) The scale will automatically shut off.
 41) The scale will automatically shut off.
 42) The scale will automatically shut off.
 43) The scale will automatically shut off.
 44) The scale will automatically shut off.
 45) The scale will automatically shut off.
 46) The scale will automatically shut off.
 47) The scale will automatically shut off.
 48) The scale will automatically shut off.
 49) The scale will automatically shut off.
 50) The scale will automatically shut off.
 51) The scale will automatically shut off.
 52) The scale will automatically shut off.
 53) The scale will automatically shut off.
 54) The scale will automatically shut off.
 55) The scale will automatically shut off.
 56) The scale will automatically shut off.
 57) The scale will automatically shut off.
 58) The scale will automatically shut off.
 59) The scale will automatically shut off.
 60) The scale will automatically shut off.
 61) The scale will automatically shut off.
 62) The scale will automatically shut off.
 63) The scale will automatically shut off.
 64) The scale will automatically shut off.
 65) The scale will automatically shut off.
 66) The scale will automatically shut off.
 67) The scale will automatically shut off.
 68) The scale will automatically shut off.
 69) The scale will automatically shut off.
 70) The scale will automatically shut off.
 71) The scale will automatically shut off.
 72) The scale will automatically shut off.
 73) The scale will automatically shut off.
 74) The scale will automatically shut off.
 75) The scale will automatically shut off.
 76) The scale will automatically shut off.
 77) The scale will automatically shut off.
 78) The scale will automatically shut off.
 79) The scale will automatically shut off.
 80) The scale will automatically shut off.
 81) The scale will automatically shut off.
 82) The scale will automatically shut off.
 83) The scale will automatically shut off.
 84) The scale will automatically shut off.
 85) The scale will automatically shut off.
 86) The scale will automatically shut off.
 87) The scale will automatically shut off.
 88) The scale will automatically shut off.
 89) The scale will automatically shut off.
 90) The scale will automatically shut off.
 91) The scale will automatically shut off.
 92) The scale will automatically shut off.
 93) The scale will automatically shut off.
 94) The scale will automatically shut off.
 95) The scale will automatically shut off.
 96) The scale will automatically shut off.
 97) The scale will automatically shut off.
 98) The scale will automatically shut off.
 99) The scale will automatically shut off.
 100) The scale will automatically shut off.

CYRIX
 CN: FHC16
 PRO: WCH
 TO: 0640752
 CAC: 10/1/25



YESTERDAY
 YOU SAID
 TOMORROW



HOFFEN
 ART OF LIVING

for [Signature]
 MEDICAL OFFICER IN CHARGE
 FAMILY HEALTH CENTRE
 KANCHIYAR - 685 511
 [DUPLICATE]

WEIGHING MACHINES Stock Register

Date	Particulars	Receipt	Issued	Balance	Remarks
1/6/13	B.F. from 8/11/12				
	Register Vol. T	3.3.10	②, Rs 1009/	03.	
	Issued to ward	13/2/13	①		Code - 2063.
	Condemned as done	no. DOR - 2.3.10.	(Panchayat)		Code - 2062
	no. 2 8/1/16 dated 1/7/16	no. DOR - 2.3.10.	as per order		
	Balance			02.	
	Condemnation done	as per order no 31/3/17			
	dated 16/8/17	no. DOR - 2-3-10			
	Balance			01	
13-10-17	Rd from store (Parbhani - L.P. Register Pg-84)				
	(Code - 8382, 8381)	2	(Kohinor) 3	1355	
	Issued to OP		2	0.3	
4-1-18	Rd from store wt machine	2			RS - 1953/
	DED Digital Adult	8380	Code - 8383	976/	
	Parbhani - Kanchi	B-10 - 24	361		RS - 12/2022
4-1-18	Issued to Pre checkup		1		
	Issued to OP		1	0.5	
	(2062, 8380, 8381, 8382, 8383)				
	Condemned 2051, 2062				
	to be condemned - 2062				
16/11/20	Condemned as per order	no - 411/2020	DOR - 13/2/11		
	Code - 2062	Balance		04	
16/11/20	Condemned as per order	no. 411/2020	DOR - 18/10/		
	Code - 8301	Balance		0.3	
	Balance - Kohinor	18/10/17		8382	(unres. carb)
	Digital	4/11/18		8380	
	Digital	1/10/19		8383	Loss -
24/3/22	Rd. store (9.1.10 from L.P. Reg. Pg-83)			RS - 1102	
	M.K. Diski Ktane			6640	752
1/12/22	Condemned wt machine				
	362/22 non FHC Kanchi				



MEDICAL OFFICER IN CHARGE
 FAMILY HEALTH CENTRE
 KANCHI
 685 51
 20/11/22 hrs: