



**BIOMEDICAL EQUIPMENT
MAINTENANCE PROGRAMME
UNDER
NATIONAL HEALTH MISSION**



SERVICE PROVIDER
Tender No. WO-37/2021-2022/698

CYRIX
HEALTHCARE PVT LTD

No. : 196456

ISO 13485 : 2012 & ISO 9001-2008 CERTIFIED COMPANY | AERB Approved Service Agency

Service Report

30/64 1 B, Petta Junction, Poonithura, Kochi - 682 038, Kerala
Ph : 98472 99500 Website : www.cyrix.com | E-mail : bemp.kl@cyrix.in

<p>Health Facility <u>Taluk Hospital,</u> Address <u>North Paravoor,</u> <u>Ernakulam (DK)</u> Ph : <u>09744828306</u></p>	<p>Call Registration Date : <u>29-01-2024</u> Caller ID : <u>93086</u> Date of Visit : <u>30-01-2024</u> Asset No. : <u>0721491</u> EQPT Name : <u>Oxygen Concentrator</u> Manufacture <u>BPL</u> Model : <u>Oxygenator 09420</u> S. No. <u>AXTG4H10854</u> Dept. <u>Casualty</u></p>
--	---

Service Classification : Breakdown Call PMS Calibration Cust. Training

Problem Identified : Oxygen Concentrator not working

Action Taken : Checked the machine and found that the compressor and seive beds are defective Requires OEM Support for spares and for further checking and working condition

Completed Date : 30-01-24 Time : 10:30AM Spare Required

Spare Replaced Requested

Description	Qty.	Part Number	PR Number
1. <u>Compressor</u>	<u>1 No.</u>		
2. <u>Seive Bed</u>	<u>1 set.</u>		
3.			

Cyrix Engineer	Date	Start Time	End Time
<u>Jibin Thomas George</u>	<u>30-01-24</u>	<u>9:00AM</u>	<u>10:30AM</u>

Customer Remark Completed Pending

Service Engineer Name : Jibin Thomas
Signature : [Signature]
Date : 30-01-2024
Contact Number : 9047958051



Customer Name : Ashana
Signature : [Signature]
Date : 30-01-24
Contact Number : 39871417
Designation : [Signature]
Hospital Seal

SUPERINTENDENT
TALUK HEAD QUARTERS HOSPITAL
NORTH PARAVUR

06/03/2024

To,

CYRIX HEALTHCARE PVT LTD
30/641B, POONITHURA
KOCHI, KERALA-682038


Dear Sir,

Sub: condemnation of Oxygen concentrator

This has specific reference to the repair inspection done by our engineer on your Oxygen concentrator bearing serial number AXTG4H10854

The said equipment is more than 9 years old and the usage exploited from the unit is pretty good. As the machine is getting old, the mechanical wear and tear would be more and therefore the economical usage of the said equipment may not be viable.

Thanking you and assuring you of our best services at all time.



Bimalkumar PN
Regional Service Manager
BPL Medical Technologies Pvt Ltd
Cochin .
Ph: 9947738333

SUPERINTENDENT
TALUK HEAD QUARTERS HOSPITAL
NORTH PARAVUR




**REPAIR OF BIOMEDICAL EQUIPMENTS UNDER BIOMEDICAL EQUIPMENT
MAINTENANCE PROGRAM (BEMP)**

Recommendations for Beyond Economic Repair (BER)

PROFORMA

Sl. No	Particulars	Details
1	Name of District	Ernakulam
2	Name of Hospital	THQH NORTH PARAVOOR
3	Name of Equipment with Make, Model and Serial Number	Oxygen Concentrator Make : BPL Model : Oxygenator OG 4203 Sr.no- AXTG4H10854
4	Equipment ID & Barcode	0721491 93086
5	Date of purchase / Year of manufacture /Installation Date	10.03.2015
6	Warranty details (Yes/No)	No Warranty
7	*AMC/ CAMC Period agreed at the time of purchase	No AMC/CMC
8	Date of breakdown(Date of registration of complaint through email/ Toll free)	29-01-2024
9	Action taken	Checked the machine and found that the compressor and sieve beds are faulty.
10	Present status of the equipment (Fully damaged / partially damaged)	Fully damaged
11	Recommendations for repair (required service details)	Not recommending for repair
12	Cost of spares (specify parts and cost)	NA

13	Asset Value	26700
14	# Percentage value of the cost of spares with respect to Cost of Purchase/ Asset Value	NA
15	Abstract of Service Report provided by the OEM/ Authorized Service Provider/ CYRIX (Attached or Not)	OEM – EOL Attached
16	Reasons for recommending the equipment as BER	Compressor and sieve bed are faulty, as it is an old machine (9 years) and the OEM has certified the EOL.
17	Name & Signature of CYRIX Authority	 JIBIN THOMAS GEORGE

*Not mandatory #Based on the period of life and value as per the BER guidelines

* Attach Photograph

Remarks and Recommendations of Junior Consultant (Biomedical) NHM:

Ravathy
16/4/24
Signature of JC BM (NHM)
Bio-Medical Engineer (NHM)
National Health Mission (NHM)
Arcoyyakeralam

Sub
SUPERINTENDENT
TALUK HEAD QUARTERS HOSPITAL
NORTH PAPPADU



Superintendent / Medical Officer (i/c)

Signature of seal

Date

STOCK REGISTER

089

Item respirator O₂ concentrator

Date	Invoice/ Voucher No	Received from or issued to	Cost	Receipt	Issue	Balance	Remarks
<u>10/3/19</u>	<u>BF</u>	<u>from old book III</u> <u>Page no: 165</u>				<u>1</u>	<u>1/10/19</u> <u>Rg-3658</u>
<u>29/12/2020</u>		<u>Rd from store</u>		<u>1</u>		<u>2</u>	
<u>1/10/21</u>		<u>Tr in from CSLTC</u>		<u>2</u>		<u>4</u>	<u>30/12/20</u>
<u>4/11/21</u>		<u>Tr in from CSLTC</u>		<u>4</u>		<u>8</u>	<u>21/5/21</u>
<u>25/11/21</u>		<u>Tr out to store (Return back to TH, Angerang)</u>		<u>3</u>		<u>5</u>	
<u>1/2/22</u>		<u>Tr out to Covid ward</u>		<u>4</u>		<u>1</u>	<u>0721491</u>
		<u>Condemned as per order No. C2-736/22/</u> <u>Supt/dt - 3/12/22</u>					<u>4014</u> <u>Balance → Nil</u>
<u>20/10/21</u> <u>20/10/21</u>		<u>Tr in from covid</u> <u>page no - 29</u>		<u>3</u>		<u>3</u>	<u>24/5/21</u> <u>25/6/21</u>

Aut

SUPERINTENDENT
TALUK HEAD QUARTERS HOSPITAL
NORTH PAPAVUP

BPL



Oxygenator OG 4203

Operating Instructions

- Read and understand user manual completely prior to operating.
- Add distilled water to the humidifier in the range of Max To Min.
- Attach oxygen tubing to the humidifier outlet port.
- Push the power switch to ON. The green light indicates the machine is working.
- Adjust flowmeter by centering the ball on the prescribed flowrate.
- Switch off Flowmeter before connecting Atomizer.

Warning

- Keep away from open flames.
- Do not smoke near the machine.



Power Low pressure High pressure

Hours

REC CHECK



✓

SUPERINTENDENT
TALUK HEAD QUARTERS HOSPITAL
NORTH PARAVUR

BPL

Oxygenator 80 4201

Operating instructions

- Read and understand how to use correctly prior to using
- Air should enter the flowmeter in the range of 10 to 15 l/min
- Never change tubing in the middle of use
- High flow gases will be 10% less than the reading on the scale
- Check flowmeter reading on the flowmeter before use
- Check all flowmeter valves are properly adjusted

Warning

- Never use with oxygen
- Do not use with other gases

Control panel area featuring two vertical flowmeters with blue scales, a central digital display, and several control knobs and buttons. The flowmeters are labeled 'Flowmeter' and 'Flowmeter'.

Two clear plastic reservoirs with black caps and handles, mounted on the front of the device. They are connected to the main unit via black tubing.

Handwritten signature or initials in blue ink on the floor.

Q

BPL

Oxygenator

OXYGEN CONCENTRATOR

MODEL : OG 4203 S


No user serviceable parts inside.
This device must be opened by
authorized service personnel only.

Input :  230 V, 450 VA, 50 Hz



SN

EC REP OBELIS S.A.
Bd. Général Wakis, 53, 1030 Brussels, Belgium. E-mail: mail@obelis.net

 **BPL MEDICAL TECHNOLOGIES PRIVATE LIMITED**
BPL Works, Palakkad - 676 007, Kerala, India
Ph: 1800-420-2115, E-mail: info@bplmedical.com

Vertical text on the left edge of the page, possibly a barcode or identification number.