



# BIOMEDICAL EQUIPMENT MAINTENANCE PROGRAMME UNDER NATIONAL HEALTH MISSION



SERVICE PROVIDER  
Tender No. WO-37/2021-2022/698

## CYRIX

HEALTHCARE PVT LTD

No. : 196483

ISO 13485 : 2012 & ISO 9001-2008 CERTIFIED COMPANY | AERB Approved Service Agency

### Service Report

30/64 1 B, Petta Junction, Poonithura, Kochi - 682 038, Kerala  
Ph : 98472 99500 Website : www.cyrix.com | E-mail : bemp.kl@cyrix.in

<p>Health Facility <u>THEH Tripunithura,</u></p> <p>Address <u>Ernakulam</u> <u>Ernakulam (DE)</u></p> <p>Ph : <u>09446332672</u></p>	<p>Call Registration Date : <u>02-03-2024</u></p> <p>Caller ID : <u>99233</u></p> <p>Date of Visit : <u>03-03-2024</u></p> <p>Asset No. : <u>0720183</u></p> <p>EQPT Name : <u>Laboratory Microscope</u></p> <p>Manufacture <u>ALMICRO</u> Model : <u>NA</u></p> <p>S. No. <u>NA</u> Dept. <u>Laboratory</u></p>
---	--

Service Classification : Breakdown Call  PMS  Calibration  Cust.Training

Problem Identified : Laboratory Microscope not working

Action Taken : Found that Eyepiece, lens, stage, optics with arms are defective, also the body is rusty. Enquired the spare.

Completed  Date : 03-03-24 Time : 12:00PM Spare Required

Spare Replaced  Requested

Qty.	Description	Part Number	PR Number
1.	<u>Eyepiece</u>	<u>1set</u>	
2.	<u>lens</u>	<u>1set</u>	
3.	<u>stage and Condensor</u>	<u>1 set</u>	
	<u>Optics with Light source</u>	<u>1 set</u>	

Cyrix Engineer	Date	Start Time	End Time
<u>Jibin Thomas George</u>	<u>03-03-24</u>	<u>9:00 AM</u>	<u>12:00 PM</u>

Customer Remark  Completed  Pending

Service Engineer Name : Jibin Thomas  
Signature : [Signature]  
Date : 03-03-2024  
Contact Number : 9047958051

Customer Name : Maya  
Signature : [Signature]  
Date : 3/3/2024  
Contact Number : 9446332672  
Designation : LT  
Hospital Seal : [Seal]



TALL





# BIOMEDICAL EQUIPMENT MAINTENANCE PROGRAMME UNDER NATIONAL HEALTH MISSION



**SERVICE PROVIDER**  
Tender No. WO-37/2021-2022/698

## CYRIX

HEALTHCARE PVT LTD

No. : 196488

ISO 13485 : 2012 & ISO 9001-2008 CERTIFIED COMPANY | AERB Approved Service Agency

**Service Report**

30/64 1 B, Petta Junction, Poonithura, Kochi - 682 038, Kerala  
Ph : 98472 99500 Website : www.cyrix.com | E-mail : bemp.kl@cyrix.in

<p>Health Facility : <u>Taluk Hospital</u></p> <p>Address : <u>Thripunithura</u> <u>Ernakulam (DE)</u></p> <p>Ph : <u>09446332672</u></p>	<p>Call Registration Date : <u>02-03-2024</u></p> <p>Caller ID : <u>99233</u></p> <p>Date of Visit : <u>10-03-2024</u></p> <p>Asset No. : <u>0720183</u></p> <p>EQPT Name : <u>Laboratory Microscope</u></p> <p>Manufacture : <u>ALMICRO</u> Model : <u>NA</u></p> <p>S. No. : <u>NA</u> Dept. : <u>Laboratory</u></p>
---	--

**Service Classification :** Breakdown Call  PMS  Calibration  Cust.Training

**Problem Identified :** Laboratory Microscope not working

**Action Taken :** checked the machine and found that lens eyepiece, stage and condenser, light source with prism are defective. Enquired the spare and the OEM does not exist. As this machine is too old and outdated technology, and the body is also rusty.

Completed  Date : 10-03-24 Time : 4:00 PM Spare Required

Spare Replaced  Requested

No.	Description	Qty.	Part Number	PR Number
1.	<u>Eye piece</u>	<u>1set</u>		
2.	<u>stage and condenser</u>	<u>1set</u>		
3.	<u>lens</u>	<u>1set</u>		
	<u>Light source with Prism</u>	<u>1set</u>		

Cyrix Engineer	Date	Start Time	End Time
<u>Jibin Thomas George</u>	<u>10-03-24</u>	<u>2:00 PM</u>	<u>4:50 PM</u>

**Customer Remark** : Old microscope not in use outdated technology. Completed  Pending

<p>Service Engineer Name : <u>Jibin Thomas</u></p> <p>Signature : <u>Jibin</u></p> <p>Date : <u>10-03-2024</u></p> <p>Contact Number : <u>9047958051</u></p>	<p>Customer Name : <u>Mazha George</u></p> <p>Signature : <u>Mazha</u></p> <p>Date : <u>10/3/24</u></p> <p>Contact Number : <u>9446332672</u></p> <p>Designation : <u>SLT</u></p> <p>Hospital Seal :</p>
--	--






# REPAIR OF BIOMEDICAL EQUIPMENTS UNDER BIOMEDICAL EQUIPMENT

## Recommendations for Beyond Economic Repair (BER)

### PROFORMA

Sl. No	Particulars	Details
1	Name of District	Ernakulam
2	Name of Hospital	THQH THRIPPUNITHURA
3	Name of Equipment with Make, Model and Serial Number	Equipment: LABORATORY MICROSCOPE Make: ALMICRO Model: NA Sr.no: NA
4	Equipment ID & Barcode	99233 & 0720183
5	Date of purchase / Year of manufacture /Installation Date	10-12-2015
6	Warranty details (Yes/No)	No warranty
7	*AMC/ CAMC Period agreed at the time of purchase	No AMC/CAMC
8	Date of breakdown(Date of registration of complaint through email/ Toll free)	02-03-2024 (TOLL-FREE)
9	Action taken	Checked the machine and found that lens, eyepiece, stage and condenser, light source with prism are defective. Enquired the spare.
10	Present status of the equipment (Fully damaged / partially damaged)	Fully damaged
11	Recommendations for repair (required service details)	Not recommending for repair.
12	Cost of spares (specify parts and cost)	NA



13	Asset Value	Rs.29,962
14	# Percentage value of the cost of spares with respect to Cost of Purchase/ Asset Value	NA
15	Abstract of Service Report provided by the OEM/ Authorized Service Provider/ CYRIX (Attached or Not)	Cyrix Service report attached
16	Reasons for recommending the equipment as BER	Checked and found that lens, eyepiece, stage and condenser, light source with prism are defective. The equipment outlived 9+years installed on 10-12-2015. Quotation not attached, because the OEM does not exist. Since it is an old model and customer not required this machine for daily use in laboratory. So recommending the equipment for condemnation.
17	Name & Signature of CYRIX Authority	JIBIN THOMAS GEORGE 


\*Not mandatory

#Based on the period of life and value as per the BER guidelines

\* Attach Photograph

Remarks and Recommendations of Junior Consultant (Biomedical) NHM:

This unit is purchased on 2015. This microscope (Almicro) is not having any OEM support excepted by its cyrix. Lenses, eyepiece, stage and condenser and light part also damaged.

  
25/4/24

Signature of JC BM (NHM)

  
16/5/24.

Superintendent / Medical Officer (i/c)



Signature of seal

Date

SUPERINTENDENT  
TALUK HEAD QUARTERS  
TRIPUNITHUPA

# TALUK HEAD QUARTERS HOSPITAL THRIPUNITHURA

Thripunithura PO, Ernakulam Dist. Pin-682 301.

Phone: 0484 - 2783495 - 2777315 2777415.

E-mail -[thqhtpra@gmail.com](mailto:thqhtpra@gmail.com).

---

No.C-826/24

From

The Superintendent

To

Cyrix Health Care Pvt. Ltd  
Cochin

Sir,

Old Microscope (Almicro) not in use and with Out dated technology not required this machine for use in the Laboratory.

Equipment Name	: Microscope
Barcode	: 0720183
Equipment ID	: 99233
Date / year of purchase	: 10.12.2015
Make	: Almicro



Yours faithfully

*[Signature]*  
Superintendent

**SUPERINTENDENT**  
**TALUK HEAD QUARTERS HOSPITAL**  
**TRIPUNITHURA**




01 MICROSCOPE - LABOMED CXR<sub>2</sub> (Now using Lab)  
 colour - Black & off white. (All eye pieces are working)  
 Bar code - 68071513, S.C. No: (In BSU)  
 Date: 2/1/17 (From DMOH - EkM)

02 MICROSCOPE - ALMICRO (Now using)  
 colour: - off white & Black (only highpower and low power are working)  
 Bar code - 68071514 (BSU) (In BSU)  
 SNo 13541  
 Date: 6/5/2012

03 MICROSCOPE - ALMICRO - BM-6bi (Not working)  
 SN: NO: 13446, colour - off white & Black  
 Bar code - 68071615 \* Not working  
 2/9/2000  
 Condensed as per order NO: C-1198/18 Supt. T.H. H. in dated 10/12/17  
 21250/-

04 MICROSCOPE - LABOMED - vision 2000 (In BSU)  
 colour: off white and Black (Not working)  
 Bar code - 68071516  
 20/11/2006  
 Condensed as per order NO: C-1198/18 Supt. T.H. H. in dated 10/12/17  
 SN: NO: 06097783 28400/-

05 Binocular Microscope - LABOMED  
 Model - LX-400 LED  
 Date - 18/11/2017  
 Cost - 50380/-  
 IN. NO: UA 906/2017



SUPERINTENDENT  
 HEAD QUARTERS HC-THH  
 TRIPUNITHURA





*Suma*

**SUPERINTENDENT  
TALUK HEAD QUARTERS HOSPITAL  
TRIPUNITHURA.**





*Suresh*  
SUPERINTENDENT  
TALUK HEAD QUARTERS HOSPITAL  
TRIPUNITHURA.

