


**REPAIR OF BIOMEDICAL EQUIPMENTS UNDER BIOMEDICAL EQUIPMENT  
MAINTENANCE PROGRAM (BEMP)**

**Recommendations for Beyond Economic Repair (BER)**

473

PROFORMA

Sl. No	Particulars	Details
1	Name of District	THIRUVANANTHAPURAM
2	Name of Hospital	GENERAL HOSPITAL
3	Name of Equipment with Make, Model and Serial Number	Equipment : OPERATING MICROSCOPE Make: ASCON Model : ASM 930 TG SN : 1012293
4	Equipment ID & Barcode	102467 & 0112020
5	Date of purchase / Year of manufacture /Installation Date	17.02.2010
6	Warranty details (Yes/No)	No warranty
7	*AMC/ CAMC Period agreed at the time of purchase	No AMC/CMC
8	Date of breakdown(Date of registration of complaint through email/ Toll free)	21-03-2024 (Toll free)
9	Action taken	Checked the machine and found the lamp assembly and main board defective.
10	Present status of the equipment (Fully damaged / partially damaged)	Fully damaged
11	Recommendations for repair (required service details)	Not recommending for repair.
12	Cost of spares (specify parts and cost)	NA

13	Asset Value	Rs.3,12,000
14	# Percentage value of the cost of spares with respect to Cost of Purchase/ Asset Value	NA
15	Abstract of Service Report provided by the OEM/ Authorized Service Provider/ CYRIX (Attached or Not)	Cyrix service report attached
16	Reasons for recommending the equipment as BER	Checked the machine and found the lamp assembly and main board defective. Equipment installed on 17.02.2010 and has covered up to 14 years. On enquiring for replacement of spare parts, it has come to our attention that Ascon has ceased its operations and consequently there are no available spares from the manufacturer. Considering the circumstances and in adherence to the tender clause 5.3.14.2, which stipulates that manufacturer not existing, the equipment should be evaluated for condemnation and hence recommending the equipment for condemnation.
17	Name & Signature of CYRIX Authority	ADITHYA J S 


\*Not mandatory #Based on the period of life and value as per the BER guidelines

\* Attach Photograph

Remarks and Recommendations of Junior Consultant (Biomedical) NHM:

*lamp assembly and main board defective.  
so it is irreparable economically.*

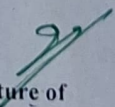
**MANEESHA MOHAN M.R.**  
Junior Consultant (Biomedical)  
National Health Mission  
Thiruvananthapuram

  
4-04-2024  
Signature of JC BM (NHM)



Date

Seal

  
Signature of  
Superintendent / Medical Officer (i/c)  
Thiruvananthapuram



**BIOMEDICAL EQUIPMENT  
MAINTENANCE PROGRAMME  
UNDER  
NATIONAL HEALTH MISSION**



SERVICE PROVIDER  
Tender No. WO-37/2021-2022/698

**CYRIX**  
HEALTHCARE PVT LTD

No. : 192893

473

ISO 13485 : 2012 & ISO 9001-2008 CERTIFIED COMPANY | AERB Approved Service Agency

**Service Report** 30/64 1 B, Petta Junction, Poonithura, Kochi - 682 038, Kerala  
Ph : 98472 99500 Website : www.cyrix.com | E-mail : bemp.kl@cyrix.in

Health Facility : <u>General Hospital</u>	Call Registration Date : <u>21-03-2024</u>
Address : <u>Trirandrum</u>	Caller ID : <u>102467</u>
Ph : <u>9744773198</u>	Date of Visit : <u>21-03-2024</u>
	Asset No. : <u>0112020</u>
	EQPT Name : <u>Operating Microscope</u>
	Manufacture <u>Asion</u> Model : <u>Asm93016</u>
	S. No. <u>1012293</u> Dept. <u>OT</u>

Service Classification : Breakdown Call  PMS  Calibration  Cust.Training

Problem Identified : Lamp not working

Action Taken : Checked the machine and found that lamp assembly and main board defective. Need to replace these spares for further checking.

Completed  Date : 21-03-24 Time : 1:00 pm Spare Required

Spare Replaced  Requested

Description	Qty.	Part Number	PR Number
1.			
2. <u>NA</u>			
3.			

Cyrix Engineer	Date	Start Time	End Time
<u>Adithya JS</u>	<u>21/03/24</u>	<u>12:30 pm</u>	<u>1:00 pm</u>
<u>Tanima Chinnu</u>			

Customer Remark : Completed Pending



Service Engineer Name : ADITHYA. JS  
Signature : [Signature]  
Date : 21/03/24  
Contact Number : 9745054344

Customer Name : Sankalpa  
Signature : [Signature]  
Date : 21/03/24  
Contact Number : 9495895103  
Designation : Senior nursing officer  
Hospital Seal : Sankalpa 21/3/2024

Ophthalmic microscope.

S	Date	Name of articles	RD	Issued	Balance	Remarks	Date
1	1/2/2014	Brought from the no. 230 volume 1 (balance)					
1	20/8/99	1) Nikon operating microscope scope (in surface best Hospital Aluna, CS no order no. PMA-2-113349/99 DHS Expn Receipt No 1645/98	4		4		
	17/2/2010	Brought operating microscope with floor stand in center sheet F 013 Equip Ltd F-21001					
		2) Inclusions:- 1) Basic unit Sino-0912045 2) sterile caps 9 nos. 3) spare fuse 5 nos. 4) Dust cover - 1 5) Operating manual 1 6) Servo stabilizer 1 kVA 1 with wings horizontally end best Rs 3,1200/- (R.No. 60 NANN Register)	4		4		
	19.1.2011	Surgical operating microscope. Rs 3,10,000/-					
		3) Labomed - Universal agency's Trichus. Page no 214 instrumentology Volume No. 8					
	27.9.2012	Rs 6,49,803/-					
		4) Page no 41 Volume No 8A)					
		Tr. in from paravata Hospital	1		5		
		Project order no. G-5229/2014/501 date 2/8/2014 (continued - 2)			3		
		Tr. out to Spick register vo 2 page no 43			Nil		

