



REPAIR OF BIOMEDICAL EQUIPMENTS UNDER BIOMEDICAL EQUIPMENT MAINTENANCE PROGRAM (BEMP)

Recommendations for Beyond Economic Repair (BER)

PROFORMA

| Sl. No | Particulars | Details |
|--------|--|---|
| 1 | Name of District | THRISSUR |
| 2 | Name of Hospital | TB CENTER |
| 3 | Name of Equipment with Make, Model and Serial Number | Laboratory microscope Zeiss Primo star 313300162A |
| 4 | Equipment ID/ Barcode | 0811908 |
| 5 | Date of purchase/ Year of manufacture/Installation Date | 08/10/2015 |
| 6 | Warranty details | No Warranty |
| 7 | *AMC/ CAMC Period agreed at the time of purchase | No AMC/CMC |
| 8 | Date of breakdown/ Date of registration of complaint | 28/11/2023 |
| 9 | Action taken | Checked the equipment and found Objective lens(40x) defective and its confirmed by OEM. Enquired spare quote from OEM |
| 10 | Present status of the equipment (Fully damaged / partially damaged) | Fully Damaged |
| 11 | Details of service required (Recommendations for repair) | Not recommending |
| 12 | Cost of spares (specify parts and cost) | 33,630/- |
| 13 | Asset Value | 42,471/- |
| 14 | # Percentage value of the cost of spares with respect to Cost of Purchase/ Asset Value | 79% |



| | | |
|----|---|---|
| 15 | Abstract of Service Report provided by the OEM/ Authorized Service Provider/ CYRIX. | Cyrix Service report and OEM quotation attached |
| 16 | Reasons for recommending the equipment as BER | Checked equipment and found that 40x Objective lens defective Equipment installed on 08/10/2015 And aged up to 8 Years Repairing cost of equipment is 79 % with respect to asset value. Hence both criteria for RBER Met and as per tender clause 5.3.14.1 we recommend equipment for condemnation |
| 17 | Signature of CYRIX Authority | Ramdas K  |

*Not mandatory #Based on the period of life and value as per the BER guidelines


* Attach Photograph

Remarks and Recommendations of Junior Consultant (Biomedical) NHM:


spare cost is very high


Signature of JC BM (NHM)

Date



Signature of
Superintendent/Medical Officer (i/c)


Dr. VISHNU.K. MBBS
MEDICAL OFFICER (NTEP)
GOVT MEDICAL COLLEGE
CHEST HOSPITAL, THRISSUR

03/01/2024



BIOMEDICAL EQUIPMENT MAINTENANCE PROGRAMME UNDER NATIONAL HEALTH MISSION



SERVICE PROVIDER
Tender No. WO-37/2021-2022/698

CYRIX

HEALTHCARE PVT LTD

No. : **158528**

ISO 13485 : 2012 & ISO 9001-2008 CERTIFIED COMPANY | AERB Approved Service Agency

Service Report

30/64 1 B, Petta Junction, Poonithura, Kochi - 682 038, Kerala
Ph : 98472 99500 Website : www.cyrix.com | E-mail : bemp.kl@cyrix.in

| | |
|--|--|
| <p>Health Facility <u>TB Centre</u></p> <p>Address <u>Poonithura</u></p> <p>Ph : <u>7356287119</u></p> | <p>Call Registration Date : <u>28/11/23</u></p> <p>Caller ID : <u>82802</u></p> <p>Date of Visit : <u>30/11/23</u></p> <p>Asset No. : <u>0811909</u></p> <p>EQPT Name : <u>Laboratory microscope</u></p> <p>Manufacture <u>Zeiss</u> Model : <u>NA</u></p> <p>S. No. <u>3133001697</u> Dept. <u>Laboratory</u></p> |
|--|--|

Service Classification : Breakdown Call PMS Calibration Cust.Training

Problem Identified : Objective lens (40x) not working properly.

Action Taken : checked equipment found that 40x Objective lens defective equipment installed on _____ and aged upto _____ years. Repairing cost of equipment is 79% with respect to asset value. Hence both criteria for RBR Met and as per tender clause 5.3.14.1 we recommend equipment for condemnation.


Completed Date : _____ Time : _____ Spare Required

Spare Replaced Requested After the replacement only we can have further checking.

| No. | Description | Qty. | Part Number | PR Number |
|-----|-------------|------|-------------|-----------|
| 1. | | | | |
| 2. | | | | |
| 3. | | | | |

| Cyrix Engineer | Date | Start Time | End Time |
|----------------|------|------------|----------|
| <u>Christy</u> | | | |

Customer Remark _____ **Completed**



| | |
|--|---|
| <p>Service Engineer Name : <u>Christy</u></p> <p>Signature : <u>[Signature]</u></p> <p>Date : <u>2/11/24</u></p> <p>Contact Number : <u>6238844324</u></p> | <p>Customer Name : <u>KANYA V-D</u></p> <p>Signature : <u>[Signature]</u></p> <p>Date : <u>2/11/2024</u></p> <p>Contact Number : <u>7356287119</u></p> <p>Designation : <u>Lab Technician</u></p> <p>Hospital Seal : <u>Dr. VISHNU.K. MBBS</u> MEDICAL OFFICER (NTEP) GOVT MEDICAL COLLEGE CHEST HOSPITAL, THRISSUR</p> |
|--|---|

To
CYRIX HEATHCARE PRIVATE LIMITED
30/641 B, Petta Junction | Poonithura | Kochi |
Kerala-682038

Date: 22nd Dec 2023

Quotation No: Micro/655A/2023-24

Our GSTIN 32AAHFI9953R1ZJ

Sub: Quote for 40x Objective for Primostar iLED (S/N: 3133001627)

Sir,

We hereby submit our quote as below,

| SI No | Part No | Item Details | Qty |
|-------|-----------------|--|-----|
| 1. | 415500-1602-001 | Objective Plan-Achromat 40x/0.65 for Primo | 1 |

Total Price of the above - Special discounted price:

₹ 28,500.00/

GST@18%:

₹ 5,130.00/

Total price including GST:


₹ 33,630.00/

Terms & Conditions

| | | | |
|---|--|---|--|
| 1 | Validity of offer | : | 90 days |
| 2 | Order to be placed on | : | inBiotek Microsystems 1st Floor, No. 51/142A, VS Building, Near Metro Pillar No. P908, Thykoodam, Vytila PO, Kochi, Kerala 682 019, India GSTIN: 32AAHFI9953R1ZJ Email: microsales@inbiotek.in Phone: +91 98470 87977/ +91 79078 52804 |
| 3 | Customs Duty & GST | : | Included in the quoted price |
| 4 | Manufacturers | : | Carl Zeiss, Germany |
| 5 | Delivery | : | FOR destination Within 12-16 weeks of order |
| 6 | Payment | : | 50% advance and 50% after service |
| 7 | Installation, Demonstration & Training | : | Free of cost at your Laboratory |

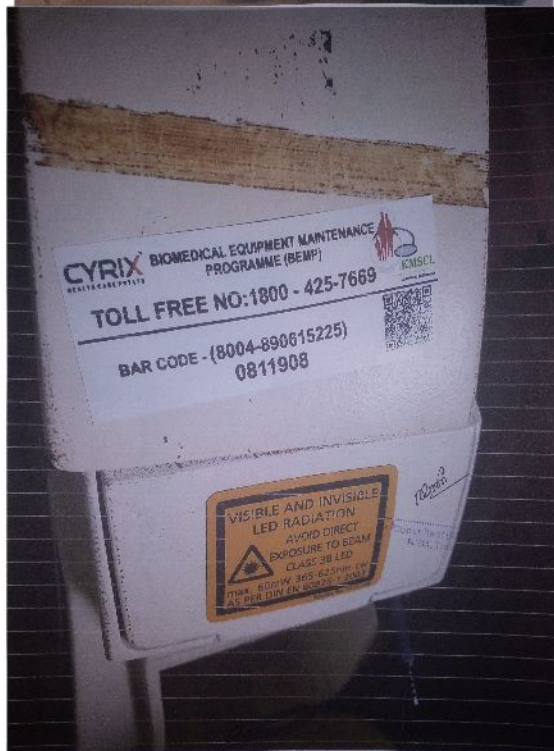
| | | | |
|---|---|---|--|
| 8 | Service persons available locally in Kerala | : | Mr Jayakumar, jayakumar@inbiotek.in ; +91 95356 58960 Mr Anandhu, anandhu@inbiotek.in ; +91 70121 96192 |
| 9 | Warranty | : | 1 year from the date of delivery |

We look forward receiving your valuable Purchase order,



Authorised Signatory







0811908 One time service

8 messages

Ramdas K <ramdascyrix@gmail.com>
To: customercare.india@zeiss.com
Cc: Blesson Jose <zm2.klbemp@cyrix.in>

Tue, 5 Dec, 2023 at 3:25 pm

required [REDACTED] support for CarlZeiss Primostar researching microscope at TB Center Thrissur .Kindly do the needful

HOSPITAL : TB Center
District : Thrissur
Barcode : 0811908
Department : Lab
Complaint : Vision Not clear
Equipment details
Equipment name: Researching Microscope
make and model :Carl Zeiss Primostar
S/N : 3133001627
Contact Number -8848037293

With Regards,

Ramdas K

DISTRICT ENGINEER THRISSUR,

CYRIX HEATHCARE PRIVATE LIMITED

30/641 B, Petta Junction | Poonithura | Kochi | Kerala-682038

Branches: Kerala | Karnataka || Tamil Nadu || Uttar Pradesh | Kuwait | Saudi Arabia

| E:- ramdascyrix@gmail.com

| W:- www.cyrixhealthcare.com | " Genius in Healthcare"

B, Sailaja <sailaja.b@zeiss.com>
To: ramdascyrix@gmail.com <ramdascyrix@gmail.com>
Cc: zm2.klbemp@cyrix.in <zm2.klbemp@cyrix.in>

Fri, 8 Dec, 2023 at 10:23 am

Dear Sir/Madam,

Greetings from Carl Zeiss !!

Please share the images of Primostar with sticker which attached in backside for confirmation of serial number

Join ZEISS Customer Portal for 24 X 7 Ticketing, software downloads and more

Join ZEISS Customer Portal for all your service requirements

Best Regards

Sailaja.B

Zeiss Research Microscopy Solutions

Carl Zeiss India (Bangalore) Pvt. Ltd.,

ZEISS Group

Plot No: 3, Jigani Link Road,
Bommasandra Industrial Area,
Bangalore 560099, India.

Phone: +91 80 43438170

Customer Care :

Toll Free No. 1800 102 66 77

Hotline : +91 80 4940 5757

Mailto : mikroservice.india@zeiss.com

[Quoted text hidden]

Ramdas K <ramdascyrix@gmail.com>
To: B, Sailaja <sailaja.b@zeiss.com>
Cc: Blesson Jose <zm2.klbemp@cyrix.in>

Fri, 8 Dec, 2023 at 11:28 am

Dear Mam,

I have attached the photo, please find the attachment.

With Regards,

Ramdas K

DISTRICT ENGINEER THRISSUR,

CYRIX HEATHCARE PRIVATE LIMITED

30/641 B, Petta Junction | Poonithura | Kochi | Kerala-682038

Branches: Kerala | Karnataka || Tamil Nadu || Uttar Pradesh | Kuwait | Saudi Arabia

| E:- ramdascyrix@gmail.com

| W:- www.cyrixhealthcare.com | " Genius in Healthcare"

[Quoted text hidden]

Wed, 13 Dec, 2023 at 11:35 pm

Ramdas K <ramdascyrix@gmail.com>
To: B, Sailaja <sailaja.b@zeiss.com>
Cc: Blesson Jose <zm2.klbemp@cyrix.in>

Dear Mam,

Till now i didn't get any positive response from your end, Kindly assign an engineer to attend the complaint

With Regards,

Ramdas K

Biomedical ENGINEER THRISSUR,

CYRIX HEATHCARE PRIVATE LIMITED

30/641 B, Petta Junction | Poonithura | Kochi | Kerala-682038

Branches: Kerala | Karnataka || Tamil Nadu || Uttar Pradesh | Kuwait | Saudi Arabia

| E:- ramdascyrix@gmail.com

| W:- www.cyrixhealthcare.com | " Genius in Healthcare"

[Quoted text hidden]

Jayakumar K <jayakumar@inbiotek.in>
To: ramdascyrix@gmail.com <ramdascyrix@gmail.com>

Thu, 14 Dec, 2023 at 9:49 am

Dear Sir

We inBiotek Microsystems are the authorised service partner for Carl Zeiss microscope in Kerala region. They Authorize us to attend the service to your microscope.

Since there is clarity issue, we need to do an optical cleaning to the microscope, and that would attract a service charges of 8500 + GST and if their is any problem with objective lenses . you may have to replace as per Carl Zeiss price list

In case if you need any quote from us, please revert

Thanks and regards

K Jayakumar
Service Director
inBiotek Microsystems
(Carl Zeiss authorised partner)
Vytila, Cochin 682019
Mob 83174 94463/ 9535658960

Sent from Outlook for Android

From: B, Sailaja <sailaja.b@zeiss.com>
Sent: Friday, December 8, 2023 12:08:53 pm
To: Jayakumar K <jayakumar@inbiotek.in>
Cc: Sahoo, Bishnu <bishnu.sahoo@zeiss.com>; K S, Manjunath <seetharam.manjunath@zeiss.com>
Subject: FW: 0811908 One time service

Dear Sir,

Customer wants one time service, please check

Best Regards

Sailaja.B

From: Ramdas K <ramdascyrix@gmail.com>

Sent: 08 December 2023 11:28

To: B, Sailaja <sailaja.b@zeiss.com>

Cc: Blesson Jose <zm2.klbemp@cyrix.in>

Subject: Re: 0811908 One time service

Dear Mam,

I have attached the photo, please find the attachment.

With Regards,

Ramdas K

DISTRICT ENGINEER THRISSUR,

CYRIX HEATHCARE PRIVATE LIMITED

30/641 B, Petta Junction | Poonithura | Kochi | Kerala-682038

Branches: Kerala | Karnataka || Tamil Nadu || Uttar Pradesh | Kuwait | Saudi Arabia

| E:- ramdascyrix@gmail.com

| W:- www.cyrixhealthcare.com | "Genius in Healthcare"

On Fri, 8 Dec, 2023, 10:23 am B, Sailaja, <sailaja.b@zeiss.com> wrote:

Dear Sir/Madam,

[Quoted text hidden]

Ramdas K <ramdascyrix@gmail.com>
To: Jayakumar K <jayakumar@inbiotek.in>
Cc: Blesson Jose <zm2.klbemp@cyrix.in>

Fri, 15 Dec, 2023 at 3:08 pm

Dear Sir,

Kindly send me the quotation.

With Regards,

Ramdas K

Biomedical ENGINEER THRISSUR,

CYRIX HEATHCARE PRIVATE LIMITED



Service Quote for Carl Zeiss Primostar Microscope

1 message

Anandhu A S <anandhu@inbiotek.in>

Sat, 16 Dec, 2023 at 9:37 am

To: ramdascyrrix@gmail.com

Cc: zm2.klbemp@cyrix.in, Ajith Kumar C V <ajithwarrier@inbiotek.in>, Jayakumar K <jayakumar@inbiotek.in>

Dear Sir,

As per discussion, please find the attached quote for servicing Carl Zeiss Microscopes.

Thanks & Regards

Anandhu

inBiotek

[Quoted text hidden]



Quote for 40X Objective for Primostar iLED

1 message

Anandhu A S <anandhu@inbiotek.in>

Fri, 22 Dec, 2023 at 3:07 pm

To: ramdascyrrix@gmail.com

Cc: Ajith Kumar C V <ajithwarrier@inbiotek.in>, Jayakumar K <jayakumar@inbiotek.in>

Dear Sir,

Please find the attached file of quotes for 40X Objective for Primostar iLED.

Please feel free to contact us in case of any clarification needed

Thanking you and assuring our best services at all times.

-

Anandhu A S

Mob : +91 85902 83114/+91 70121 96192

Executive Sales & Service

InBiotek Microsystems (Zeiss Authorized Partner)

1st Floor, No. 51/142 A, V S Building

Near Metro Pillar No. P908, Thykoodam

Vyttila PO, Kochi, Kerala-682 019,.

mail to : anandhu@inbiotek.in

www.inbiotek.in